


# rayence



## 14x17 Wireless Flat Panel Detector 1417WCC/WGC



The new, ergonomically designed Rayence C-Series Cesium Iodide and Gadolinium Oxysulfide wireless detectors are designed to offer new levels of handling, functionality and exceptional diagnostic image quality in the X-ray room and beyond.

C  
series

### FEATURES

- ▲ Tapered, Recessed Edges
- ▲ Thin and Lightweight
- ▲ IP66 Water Resistant
- ▲ Image Storage: 1,600 Images
- ▲ Room Sharing Functionality
- ▲ Auto Triggering Technology

[www.rayence.com](http://www.rayence.com)



### Superb Image Quality

1417WCC/WGC's high Detector Quantum Efficiency (DQE) achieves superb image quality with low patient dose.



### Lightweight & Fast

1417WCC/WGC weighs only 3kg. Image preview occurs in less than 2 seconds.



### High Visibility OLED

Illuminated OLED window brightly indicates flat panel detector status to the user.



### Ergonomic Design

Curved edges and a non-slip surface makes lifting and handling easier.



### Durability

Supporting up to 300kg, the 1417WCC / WGC is manufactured with a seamless magnesium, unibody construction and is combined with a shock, vibration, and scratch resistant carbon fiber composition.



### Water Resistant (IP66)

1417WCC/WGC is water resistant to most typical water spills in a hospital as well as in outdoor applications.

“ Providing patient throughput in your hospital and beyond ”

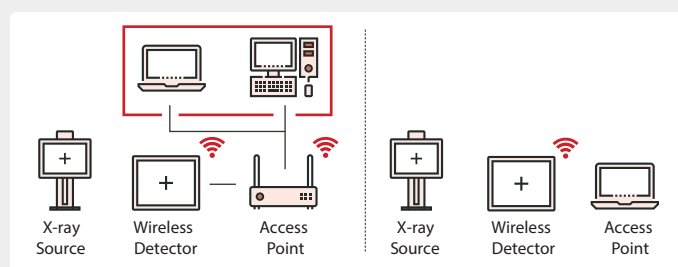


## 1417WCC/WGC Specifications


ScintillatorType	1417WCC : CsI 1417WGC : GOS	-
Dimension	460.0 x 384.0 x 15.0	mm
Weight	3.0 (incl. battery)	kg
Total Pixel Area	127: 422.7 x 357.6 140: 350.0 x 427.3	mm
Pixel Pitch	127/140	μm
Effective Pixel Matrix	127: 3268 X 2756 140: 2440 X 2992	pixels
A/D Conversion	14 / 16	bits
Preview Time	≤2 (4x4 binning)	sec
Energy Range	40 - 150	kVp
Pressure	Distributed : 300 Point : 150	kg
Limiting Resolution	Max. 3.93 (127 type) Max. 3.57 (140 type)	lp / mm
Data Interface	GigE 802.11a/g/n/ac wireless LAN	-
Battery Performance	Max. 225 images @100 sec.cycle	images / cycle

\* Specifications are subject to change without prior notification

## Easy Bridge



## Options



## Contact us

Rayence Co., LTD  
 14, Samsung 1-ro 1-gil, Hwaseong-si, Gyeonggi-do, Korea  
 Office: (82) 31-8015-6245 Fax: (82) 31-8015-6300  
 Email: marketing@rayence.com  
 www.rayence.com

Rayence Europe  
 Frankfurter strasse 98, 65760, Eschborn, Germany  
 Office: (49) 6196-9989-896  
 Fax: (49) 6196-9989-903  
 Email: marketing@rayence.com  
 www.rayence.com

© 2021 rayence co., Ltd

**rayence**  
 1417WCC/WGC